

# Impact of the economic and financial crisis on women, men and youth

5° Global Forum on Gender Statistics

Sara Demofonti (Istat)

3 November 2014, Aguascalientes, Mexico





## Chronology


- 2007: first signs of the crisis on the world scene
- 2008: US subprime mortgage crisis and collapse of Lehman Brothers  
in Europe strong decrease of the industrial production
- 2009: widespread economic crisis  
recessions  
collapse of the GDP
- 2010: partial economic recovery
- 2011: sovereign debt and public finances crisis especially in the Eurozone
- 2012: between recession and restarting

## Reactions worldwide

- National governments and institutions took a wide range of measures (political, economical and financial)
- 2008: the Australian government guarantees bank deposits, economic stimulus with payment to seniors, careers and families
- 2009: the European Council approved the *European Economic Recovery Plan*
- 2011: entered into force the “six-pack” (European Commission). The European Commission adopted the “Youth Opportunities Initiative”  
Plan “Youth Guarantee” to tackle youth unemployment
- 2013: the European Council promoted the “two pack”

# Impact

- Labour market
- Actual and potential growth
- Poverty
- Global imbalances
- Births, marriages, divorces

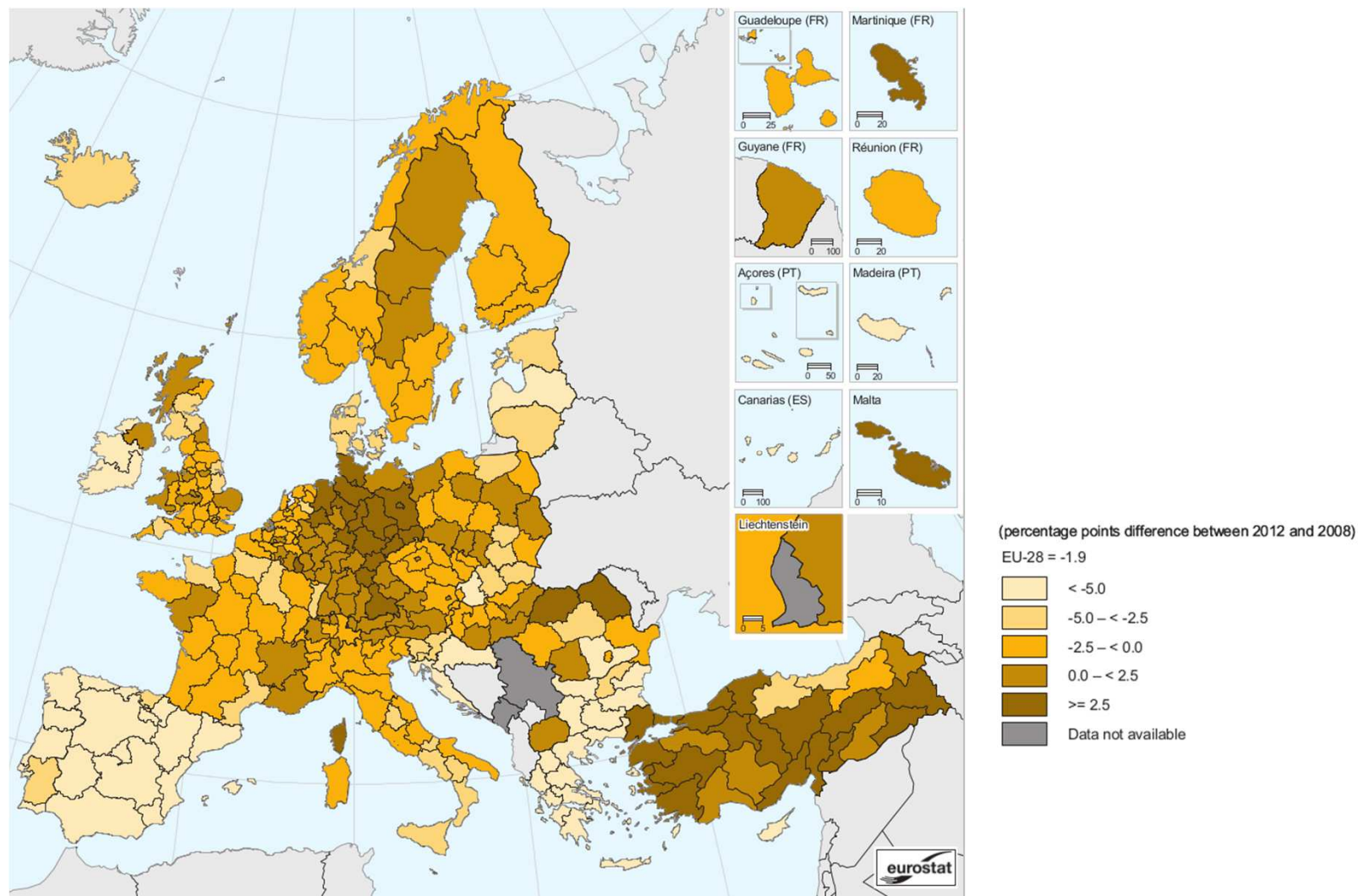


# Employment

- No decrease of the total employment rates only in Malta, Germany, Luxembourg, Hungary, Poland, Romania, Austria and Sweden
- In Greece, Spain, Cyprus, Portugal and Ireland the highest decreases (-12,6%, -9,7%, -9,2%, -7,4%, -7,1%). Decrease also for USA (-3,5%) and South Africa (-3,2%)
- The decreases concerned mostly men



# Change in employment rate in Europe



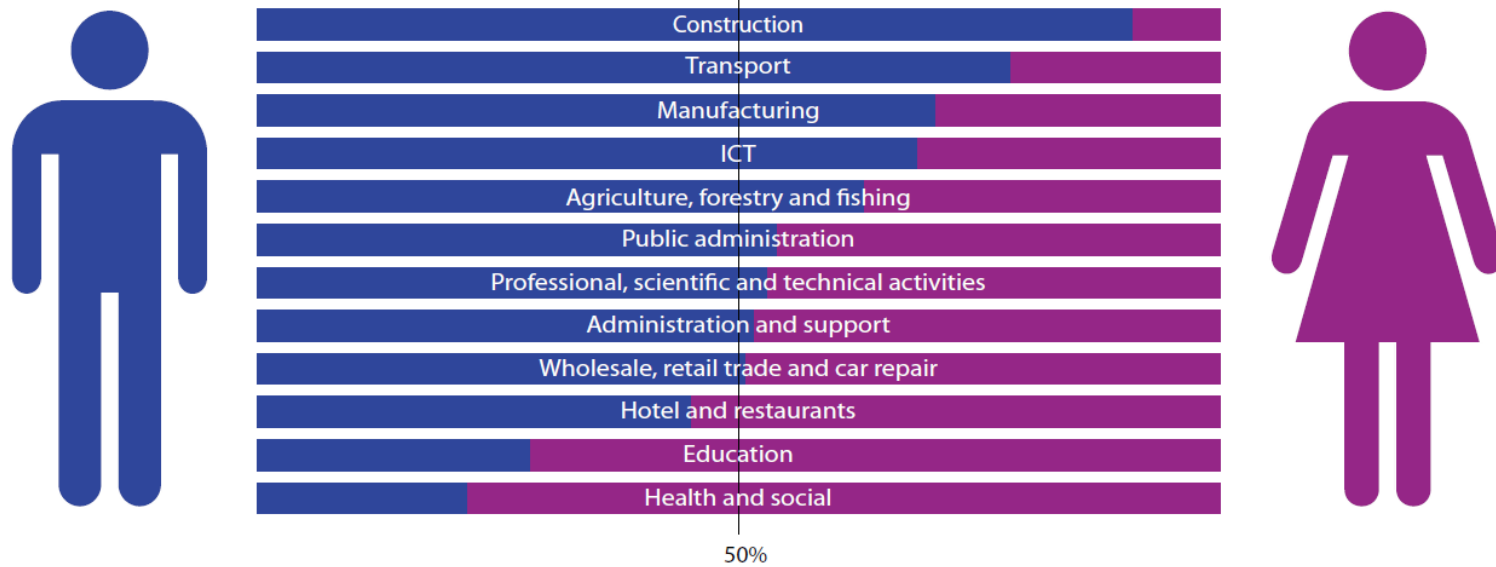
## Males employment rates

- In Germany, Hungary, Romania and Malta no decrease of the employment males rates
- In Greece, Spain, Cyprus and Portugal the rates fell by more than 10% (-16,5%, -14,1%, -12,2%, -10,3%). With different intensity the decrease in South Africa (-5,1%), USA (-3,9%), Japan (-0,8%)
- Mainly affected the 'male-dominated' economic sectors (manufacturing, construction)



# Employment by sector

## Employment by sector (EU 27, 2011)

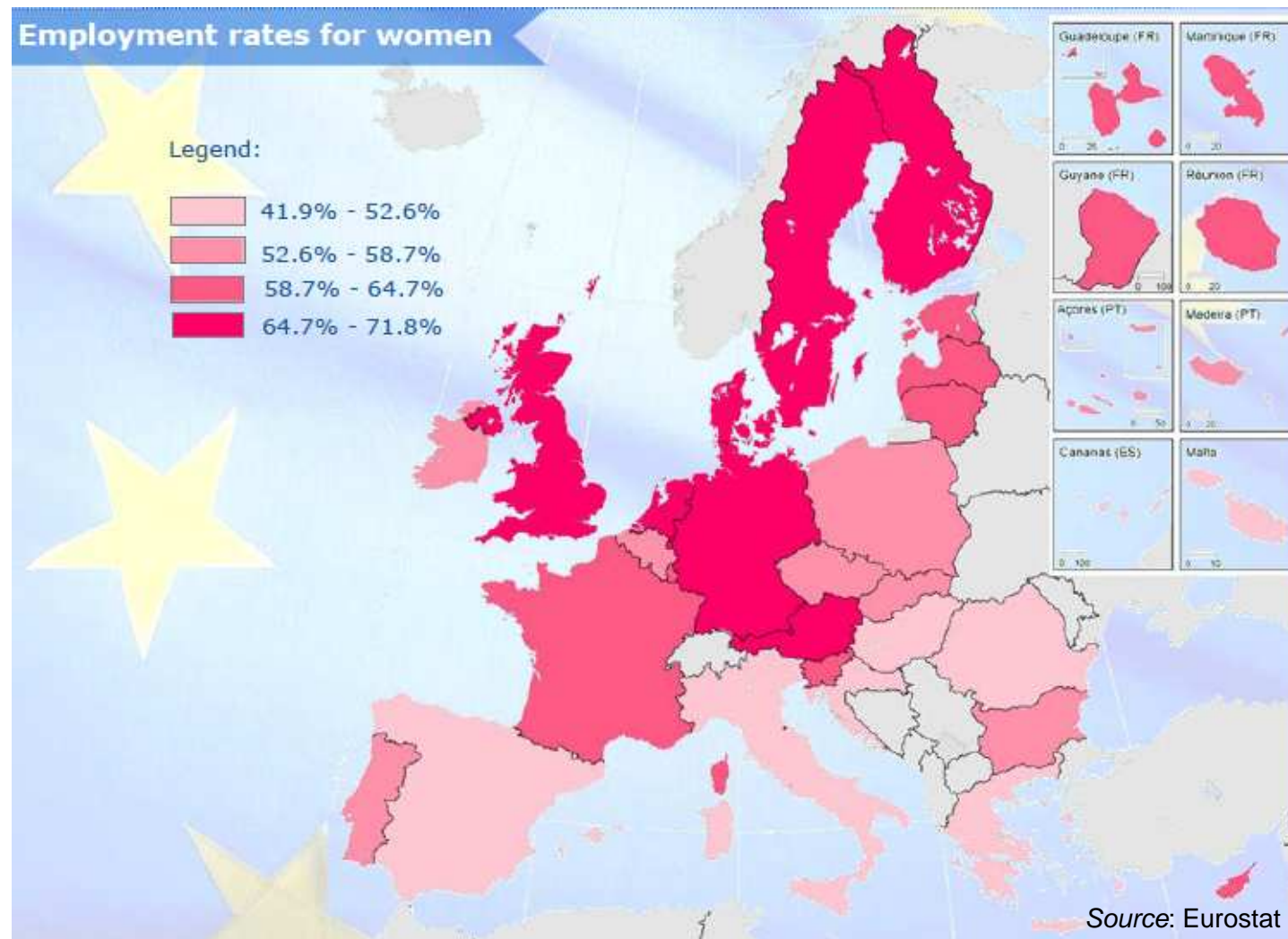


Source: [Eurostat](#)

## Females employment rates

- The most affected were women in Greece, Cyprus, Spain, Slovenia, Portugal and Ireland
- In thirteen out twenty-eight Member States no decrease of the employment females rates
- Decrease in USA (-3.2%), increase in Japan (+2,7%) and Mexico (+1,2%)
- The decline of the females employment rate in Europe reached the maximum value of -8,7%
- Growth in the 'female-dominated' economic sectors (services to households)

# Females employment rates



## Focus: the female employment rate in Italy

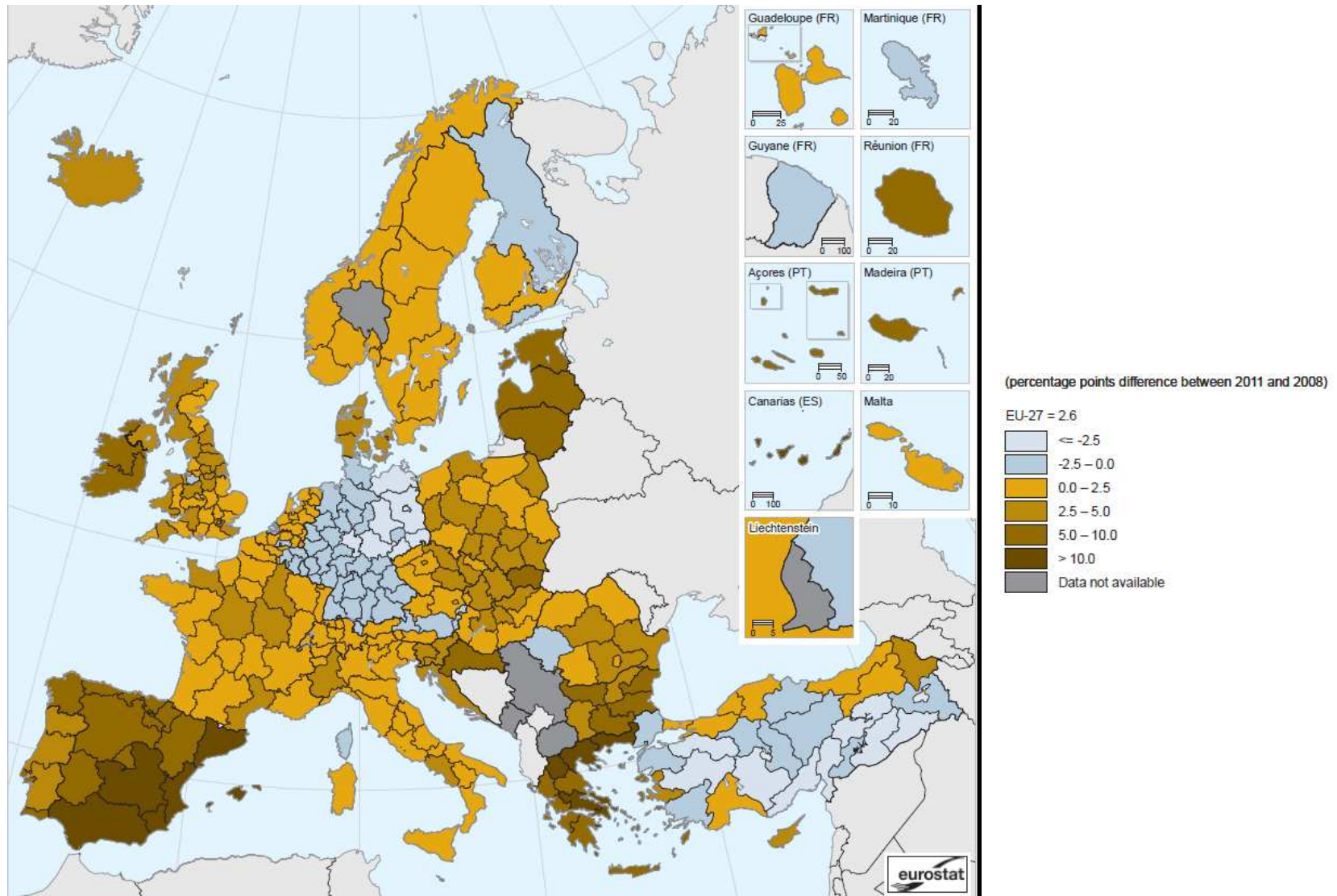
- No drastic reduction (-0,7%)
- Decrease for young women (15-34 years)
- Increase for foreign women 35-49 years employed in services to households
- Increase for women +49 years (reforms of the pension system)
- Recovery of 2012 due to new family strategies (unqualified professions to face the partner's job loss)
- Decline of the quality of work, increase of atypical workers, over-skilled, employed in unskilled occupation

# Unemployment



- Germany is the only European country with a decrease of the unemployment rate (-2,2%).
- Alarming values for Greece, Spain and Cyprus
- Notable increase for Croatia, Portugal, Bulgaria, Ireland, Lithuania, Italy and Slovenia
- Slight increase for South Africa, USA, Australia and Mexico
- The increase in male unemployment rate is slightly higher than the female rate
- Remarkable growth in the long-term unemployment rate in the countries most affected by the crisis

# Change in unemployment rate in Europe





## Involuntary part-time

- Increasing rates in twenty-four out twenty-eight Member States
- The highest increases in countries with the highest loss of employment: Ireland +30,1%, Spain +27,3%, Cyprus +25.5%, Greece +24.1% and Italy +21.5%
- Notable decrease of the rates in Germany, Belgium and UK
- Men show the biggest increases and the strongest decreases (+38,1% in Ireland and -17,9% in Luxembourg)
- For women general increase. Notable decrease in Germany, Belgium and Finland



# Temporary employment

- No notable changes of the temporary employment rates in Europe 28 from 2008 and 2013
- In Spain the biggest reductions: -7,0% for women and -5,3% for men



# Youth

- A period doubly troubling:
  - the first targets of job cuts
  - their transition from school to the job market becomes almost impossible
- The last to be hired and the first to be dismissed
- All over the world youth unemployment rates significantly higher than adults rates
- In 2009 the world total number of unemployed youth reach the historical record of 75.8 million
- In 2011 none of the advanced economies saw a return of unemployment rates for younger people to pre-crisis level
- In 2013 the youth unemployment rate was 23.4% in the EU 28 countries and 24.0% in the Euro area
- Young people are the most affected by the economic crisis

# The NEET

- Young aged 15-29 not in education, employment or training
- The share of NEET significantly increased in Greece, Croatia, Cyprus, Bulgaria, Italy and Romania from 2008 to 2013
- Slight increase in Canada (+1.5%), USA and Australia (+1.3%), decrease in Mexico (-1.8%)
- The most affected by increases are young males in Greece, Cyprus and Croatia



## Focus: the NEET in Italy

- In 2013 young people NEET reached 2 million 435 thousand with a steady growth
- Increase is referred mainly to young people who want to work (the unemployed and the potential labour force)
- NEET's growth highlights the worsening of the difficulties for those who want to be part of the labour market
- During the crisis period the NEET rate increased significantly (+6.7%). Young males (+8.8%), young females (+4.7%)
- Many young mothers (especially from Romania, Albania and Morocco) within the foreign NEET

## Main effects

- In 2013 more than 24 million unemployed in Europe
- Reduction of the gender gap due to worsening of men's condition not to a women's improvement

→ Levelling down

- Decline in the quality of women's work
- Lack of hope and social instability especially for youth

# Measuring the crisis

- 43<sup>rd</sup> Commission on Status of Women

‘the role of the UN as a democratic forum for the heads of state and ministers of all sectors, not just economic ones, to discuss the measures to be taken to overcome the financial crisis and to examine its causes’

- European Commission

‘the apparent improvement in the majority of gender gaps, despite the worsening of employment, wages, working conditions and income for men and women raises questions about how the gender gaps are able to measure gender equality in times of downturn’

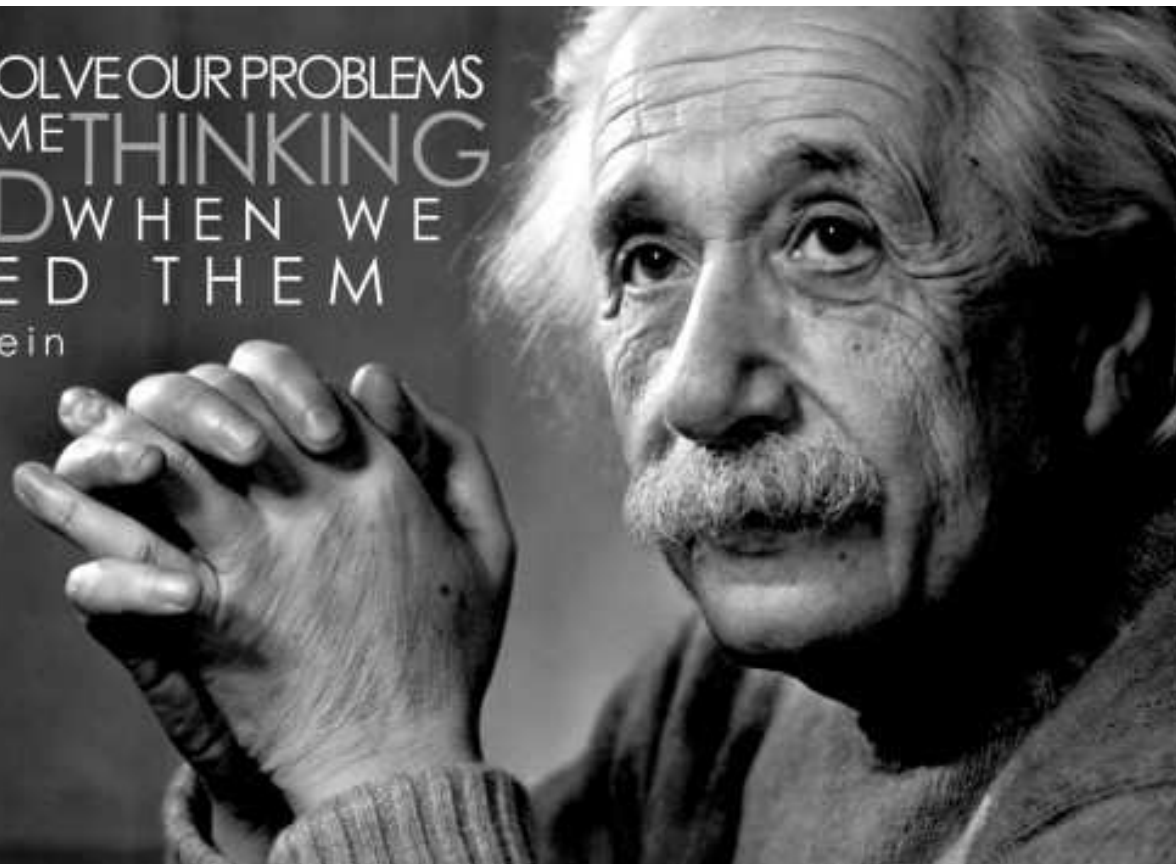
- Indicators of Gender Equality



# Conclusions

- Different effects across the EU Member States and worldwide as well as for women, men and youth
- Labour markets severely impacted by the recession
- In Europe nearly all 28 countries have been witnessed a decrease in the employment rate and an increase in the unemployment rate (apart for Germany)
- Reduction of the gender gap in employment and unemployment rates only due to a worsening of the condition of men in the labor market rather than an improvement for women
- Young people are the most affected by the economic crisis
- Males' employment more severely hit by the crisis, but the effect on women will soon arrive
- Strong need for appropriate indicators to measure gender differences correctly

WE CANNOT SOLVE OUR PROBLEMS  
WITH THE SAME THINKING  
WE USED WHEN WE  
CREATED THEM  
-Albert Einstein







Thank you!

demofont@istat.it